



Radar Multi-Fan Controller

KEY FEATURES

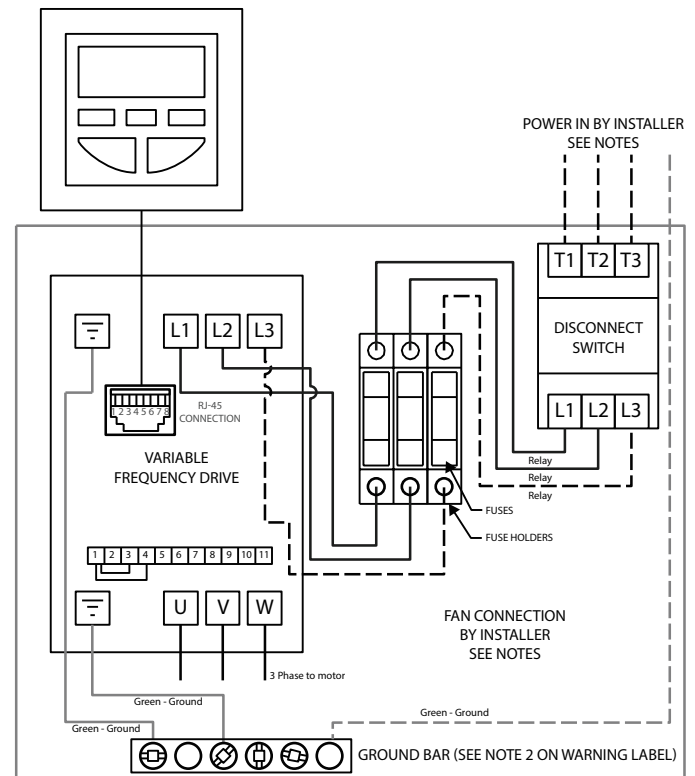
- Easily mounted to wall.
- Control each fan individually or multiple fans in a group together.
- Operate your fans for cooling and destratification.
- Manually control each fan's forward and reverse speed.
- Control up to 63 fans.
- Control all fan functions including: programming, fault viewing, and more.



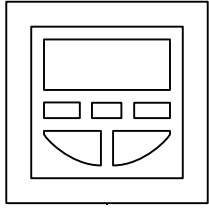
TECHNICAL SPECIFICATIONS

Language Protocol	Modbus RS485 communication
Power Supply	24V +/- 10% , 30mA (Supplied by VFD)
Display	OLED multi language text display
Environmental	14 to 122 °F (-10 to 50 °C)
Protection Rating	IP54
Max Cable Length	82.5 ft. (25m), shielded twisted pair
Dimensions	4.3in x 3.5in x 0.7in (110mm x 90mm x 18mm)
Signal Interface	Standard 8-way RJ45 connector

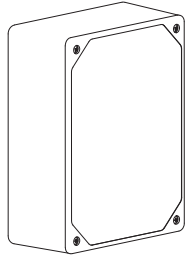
WIRING DIAGRAM



RADAR PACKAGE CONTENTS



A. Radar Controller
(x1)

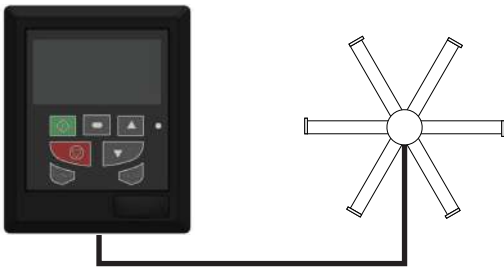


B. Enclosure (x1)

ALLOWED SYSTEM CONFIGURATIONS

Depending on the requirement of the application, Radar can be used in the following configurations.

- One Radar with one Fan



- One Radar with multiple Fans (up to 63 max.)

